



MCPHERSON COUNTY  
**Community  
Foundation**

# 2024 Community Benchmark Report City of Galva, KS

## **Be The Movement!**

Connect with local changemakers, local community projects, resources & grants, and much more.

[www.mcphersonfoundation.org](http://www.mcphersonfoundation.org)



**Innovation Economy Partners**  
OUR FOCUS: IMPACT AND OUTCOMES

Betsy Davis | [betsy@mcphersonfoundation.org](mailto:betsy@mcphersonfoundation.org)



Innovation Economy Partners  
OUR FOCUS: IMPACT AND OUTCOMES



MCPHERSON COUNTY  
Community  
Foundation

## What Makes Our Community Special?

*"I love how small the community is and how much we help each other out."*

**Taylor**

*"The community feels like a small town, and there are local organizations to help its patrons."*

**Harley**

*"Quiet and caring. The community is not buzzing unless there is need to celebrate. Whether it's holidays, supporting the people, or supporting local business. Galva has a deep feeling of connection with one another."*

**Jacob**

*"Friendly small town."*

**Tracy**

*"I have lived here my entire life and it's a place I will always call home."*

**Shane**

*"It is a quiet small town. It has always been home to me, and I feel like everyone here is your neighbor. They also treat you that way as well."*

**Fay**

*"What makes our community special is everyone knows everyone, low crime, and how everyone is always there to help each other when something is needed."*

**Alexa**

*"I love the tight-knit community! Just such friendly people, I love that I can drive down Main Street and everyone I pass waves whether they know me or not!"*

**Taryn**

*"The support at all the sporting events makes the community special."*

**Emerson**

*"What makes our community special is the amount of support the people in it give. People all around our community are constantly willing to help with anything and everything, and never have anything negative to say."*

**Jayden**

## The Leaders That Make Our Community Special

ashley schmidt  
richard baldwin  
nicole nightingale  
naomi ford  
fay hoppes  
austin regier  
travis regehr  
justin reynolds  
mrs. oconnor  
mike hawk  
terry minson  
tracy minson  
larry fredway  
pernice fredway  
joe larson  
sherrie rickerson  
former mayor ford



Innovation Economy Partners  
OUR FOCUS: IMPACT AND OUTCOMES



MCPHERSON COUNTY  
**Community  
Foundation**

# Executive Summary:

The community survey in Galva, while there were only 47 respondents of a goal of 70, highlights a blend of optimism and concern among residents. While there is a strong sense of community and local support, economic challenges such as job scarcity and stagnant income are prevalent. Residents prioritize enhancing business conditions, employment opportunities, and local leadership responsiveness. Key community development priorities include revitalizing public spaces, supporting local businesses, and improving safety services. The respondent profile shows a diverse range of ages, education levels, and residential statuses, with a notable majority having lived in Galva for many years, reflecting deep-rooted connections and loyalty to the community.

pg **4, 5**

## Economic Confidence

Economic confidence among Galva residents is mixed, with optimism about business conditions tempered by concerns over employment opportunities and income stability. Many hope for new businesses and local entrepreneurship to stimulate economic growth, highlighting a need for strategic initiatives to improve job availability and overall economic conditions.

pg **6, 7, 8**

## Community Engagement Confidence

Community engagement in Galva is marked by strong personal commitment and pride, yet there are concerns about leadership and vision. Residents feel connected and loyal to their community but seek clearer communication and more inclusive decision-making processes to bolster confidence in local leadership and future community direction.

pg **9**

## Critical Community Priorities

Key community priorities for Galva include revitalizing public spaces, supporting local businesses, and enhancing safety services. Residents emphasize the need for economic development, improved infrastructure, and better support for low-income families, reflecting a desire for a more vibrant, resilient, and engaged community environment.

pg **10**

## Survey Respondent Profile

Survey respondents in Galva are diverse, ranging in age, education, and residential status. Most have lived in the community for many years, demonstrating strong local ties. The majority are employed, with a significant portion working in the private sector. Education levels vary, with many holding high school diplomas or higher.

The Community Benchmarking report has been commissioned by McPherson Community Foundation to help local residents gain a better understanding of the most pressing opportunities that the local towns face. The annual reports that are generated will help leaders determine the extent to which the efforts are having an impact on the local residents. The reports are also a way for the the various towns in McPherson County to pursue grants to help further their local efforts.

**Local leaders can use this framework to help inspire change.  
This report provides the clues on what the fellow residents are craving.**





Innovation Economy Partners  
OUR FOCUS: IMPACT AND OUTCOMES



# Confidence In Our Local Economy

## Economic Summary:

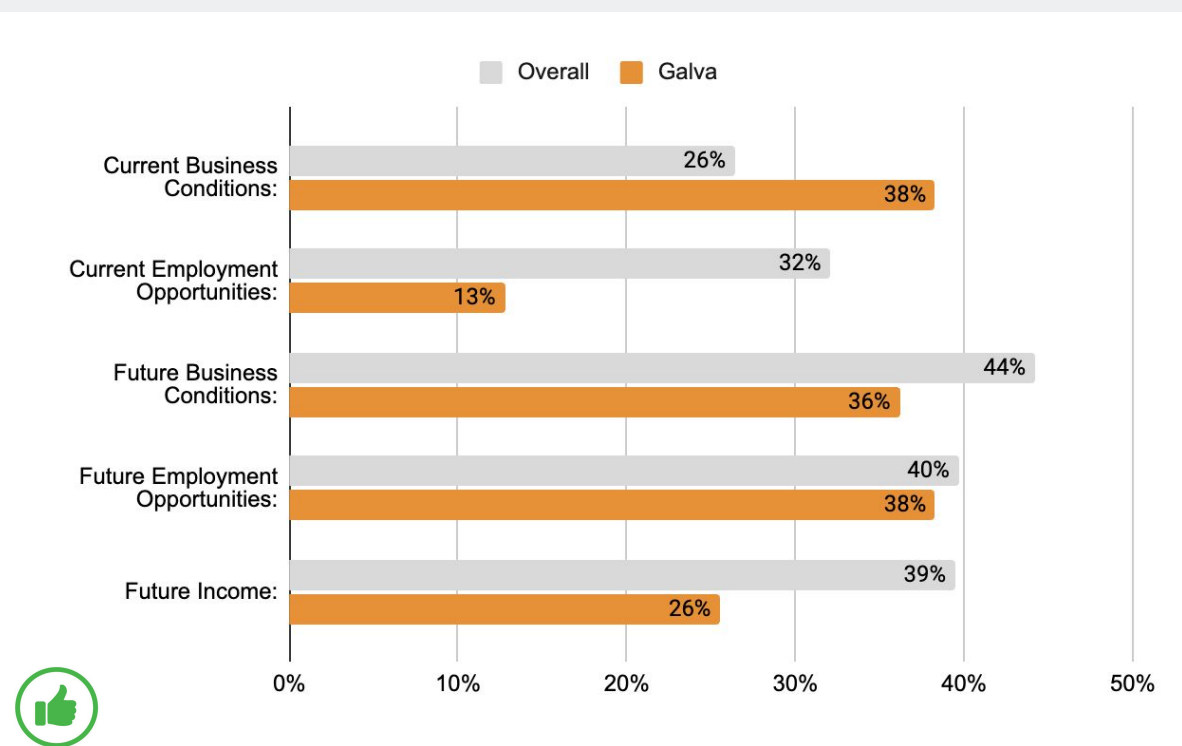
Economic perceptions in Galva reveal a community divided between optimism and concern. Many residents feel business conditions are good or improving, but employment opportunities remain a significant challenge. Even though Current Employment Opportunities was lower than the community average, the yearly change in Galva, still shows an increase and positive outlook. Income levels are also a point of contention, with mixed reports of increases and decreases. The community prioritizes attracting new businesses and supporting local entrepreneurship as essential strategies for economic growth.

There is a strong call for revitalizing run-down properties and improving public infrastructure, which are seen as crucial for creating a more attractive environment for both businesses and residents. Economic development efforts should focus on these areas to enhance overall economic confidence. Additionally, improving the quality and accessibility of safety and emergency services is a critical priority, reflecting the community's desire for a safe and stable living environment. Addressing these economic challenges and priorities will be key to fostering a more prosperous and resilient Galva, capable of supporting its residents' needs and aspirations.

## Businesses Needed In Our Town:

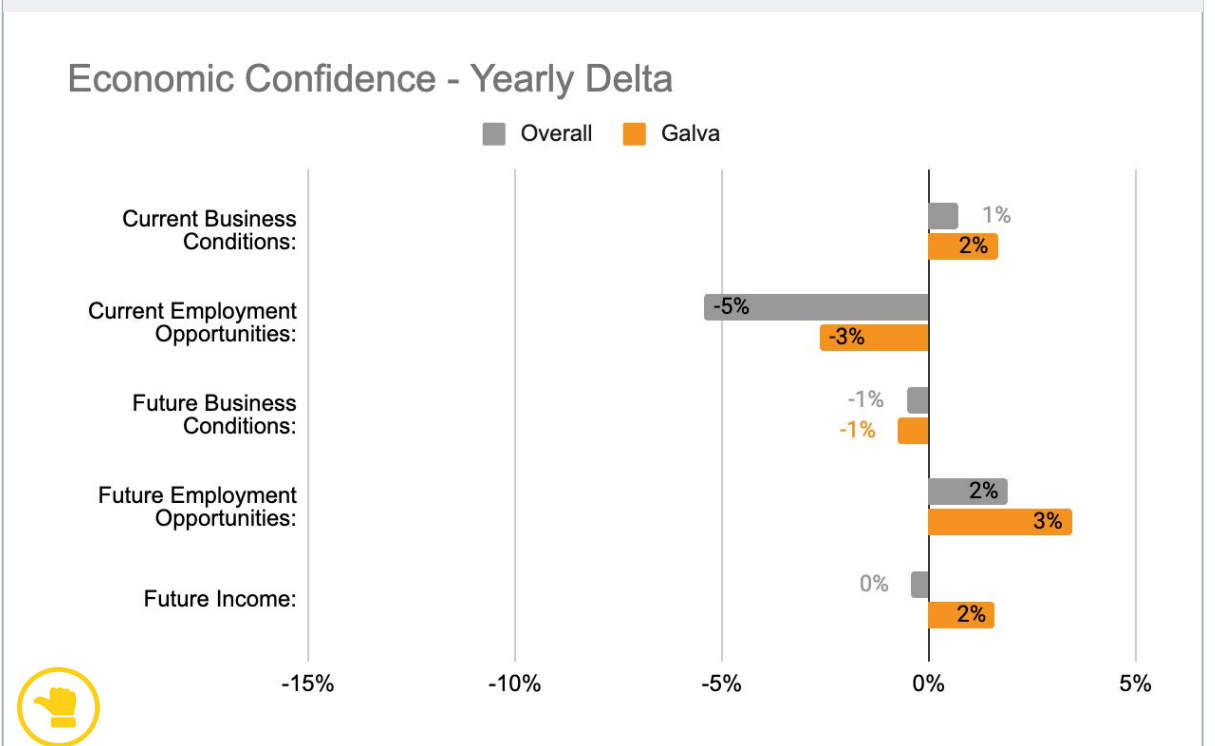
- Restaurants** - Multiple requests for another restaurant with supper options, fast food restaurant, non-chain restaurant, and a place to eat to avoid traveling to McPherson.
- Convenience Stores** - Repeated requests for convenience stores that sell goods.
- Recreation/Activity Centers** - A rec center or fitness wellness center, similar to what Axtel, Kansas, has done, which could serve the community and high school as an indoor practice facility.
- Middle-Class Housing** - Expansion of middle-class housing to accommodate growing families.
- Daycare Development and Support** - Development and support for daycare services to meet community needs.
- Bank** - The need for another bank as there is currently only one in town.
- Pharmacy** - A new pharmacy to serve the community's health needs.
- Grocery Store** - A grocery store to provide convenient access to food and essentials.

## Our Economic Perceptions



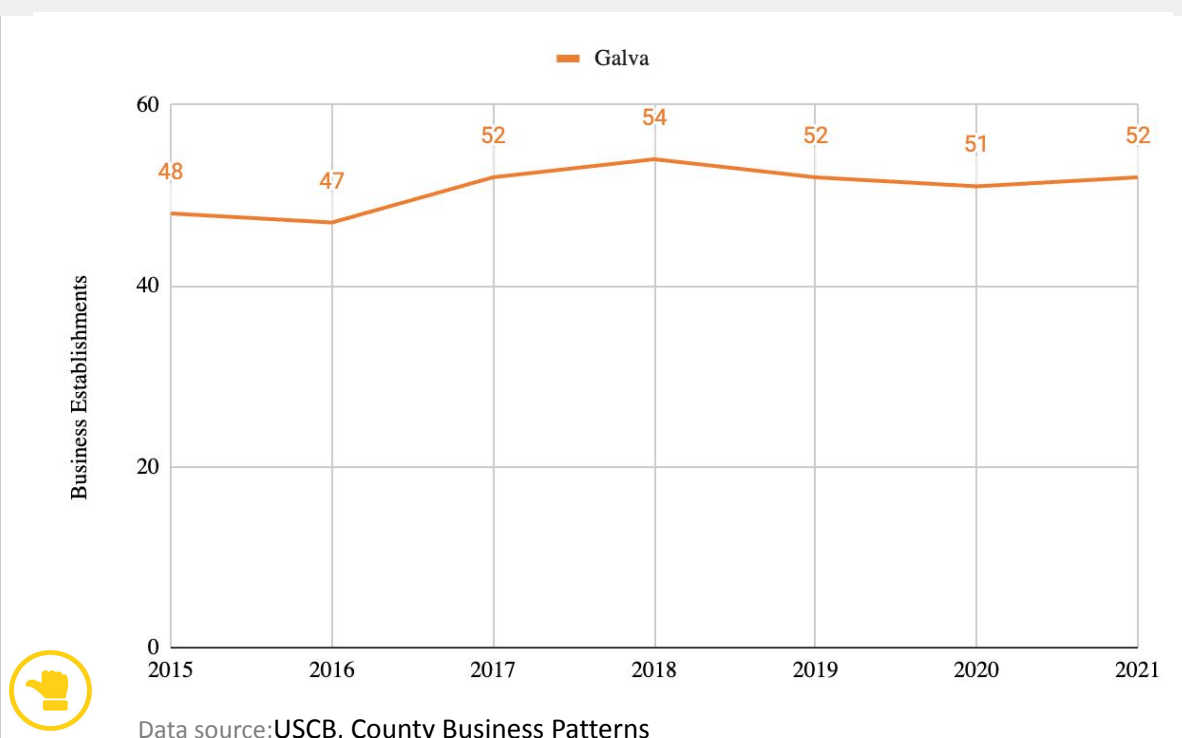
Perceptions are positive, with good business conditions and positive outlook about employment opportunities and income stability.

## Year Over Year Change (2023 vs 2024)



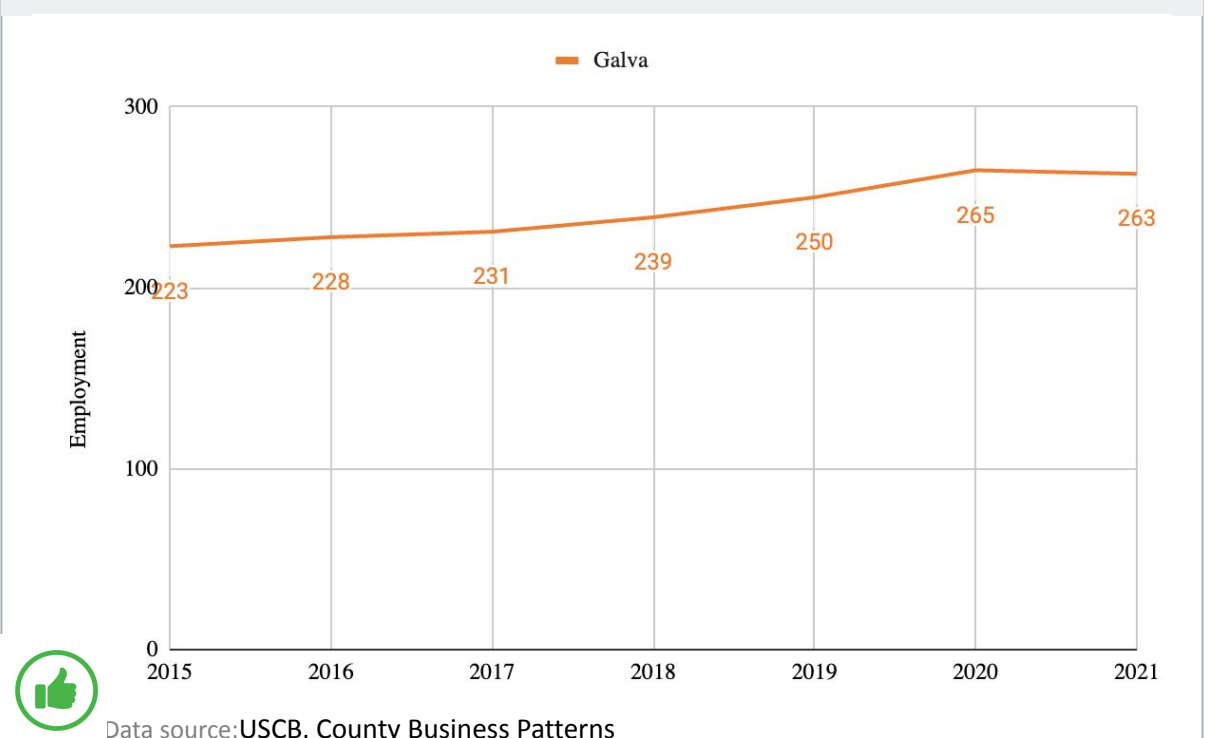
Current Employment Opportunities are perceived as lower than last year but are looking better for next year.

## Businesses in Our Town



Number of business in town are steady.

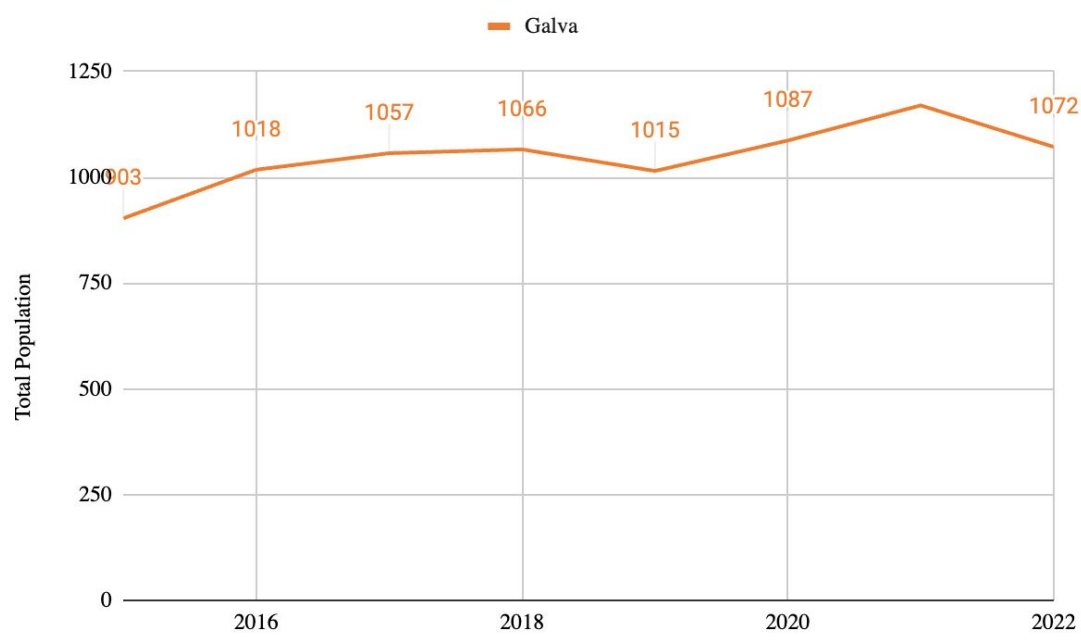
## 10 Year Shift in Local Jobs



Number of jobs in town are steady.

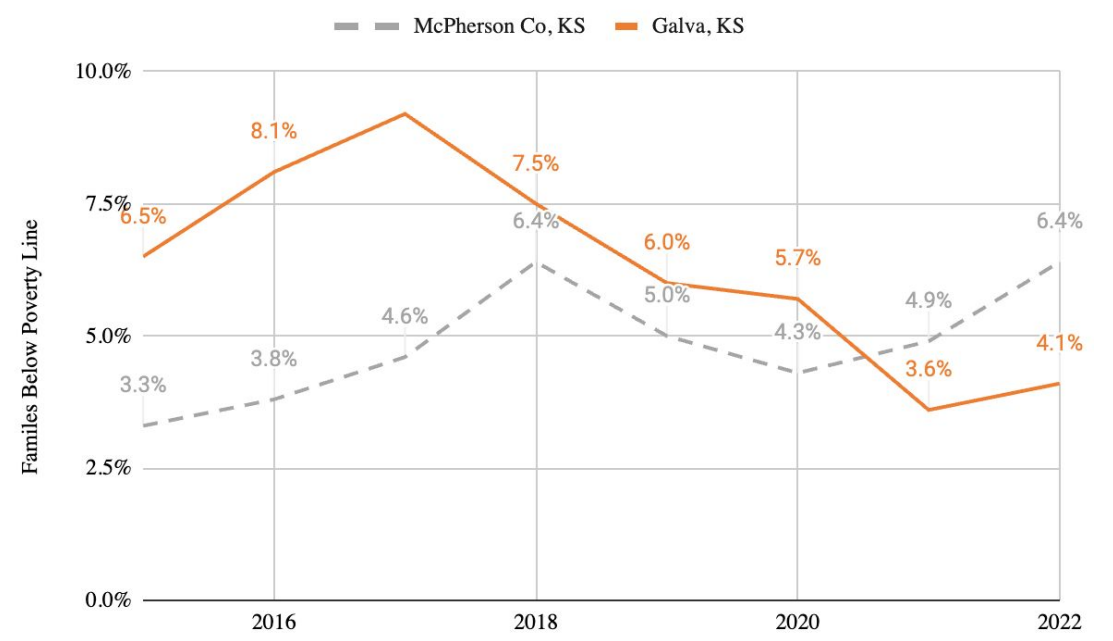
# Local Economic Indicators

## Overall Population Trend



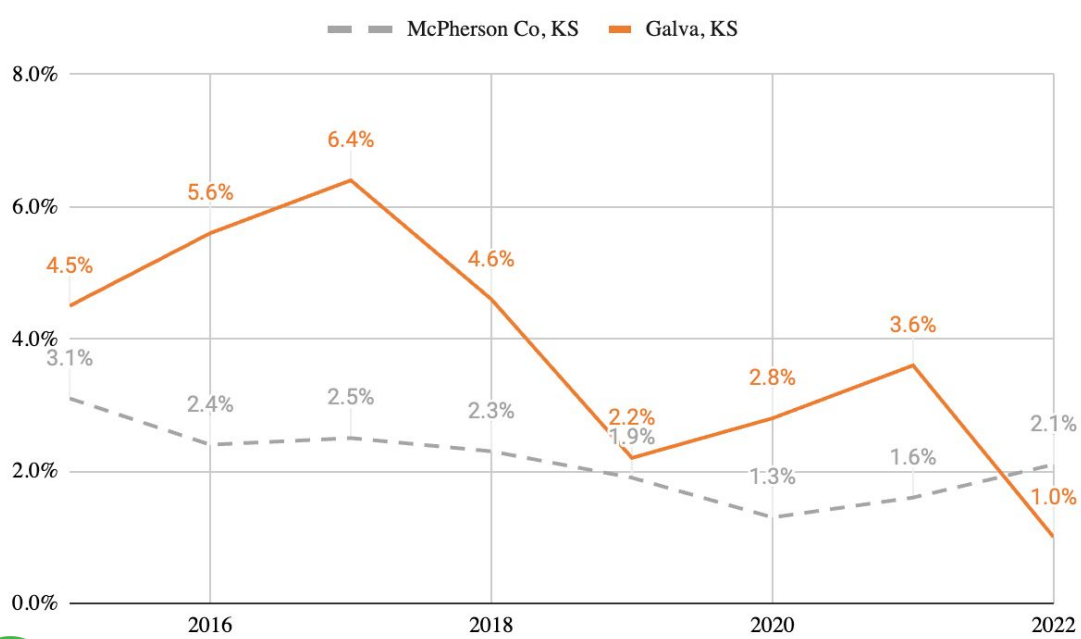
Data source: USCB, ACS 5-Yr Avg

## Local Poverty Rate



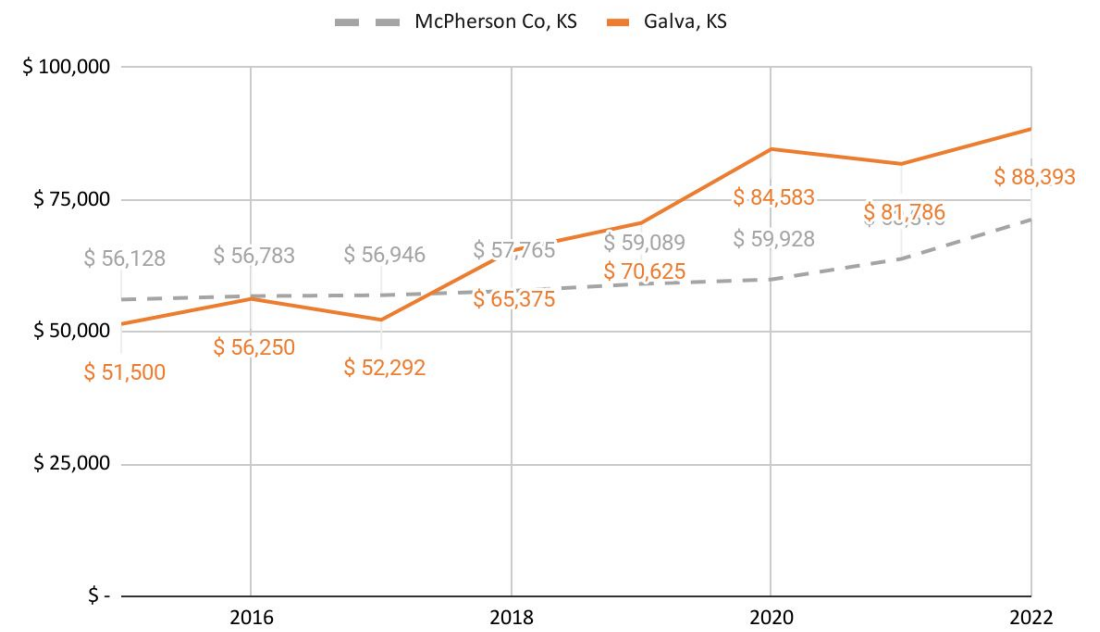
Data source: USCB, American Community Survey, 5-Yr Avg, DP03

## Local Unemployment Rate



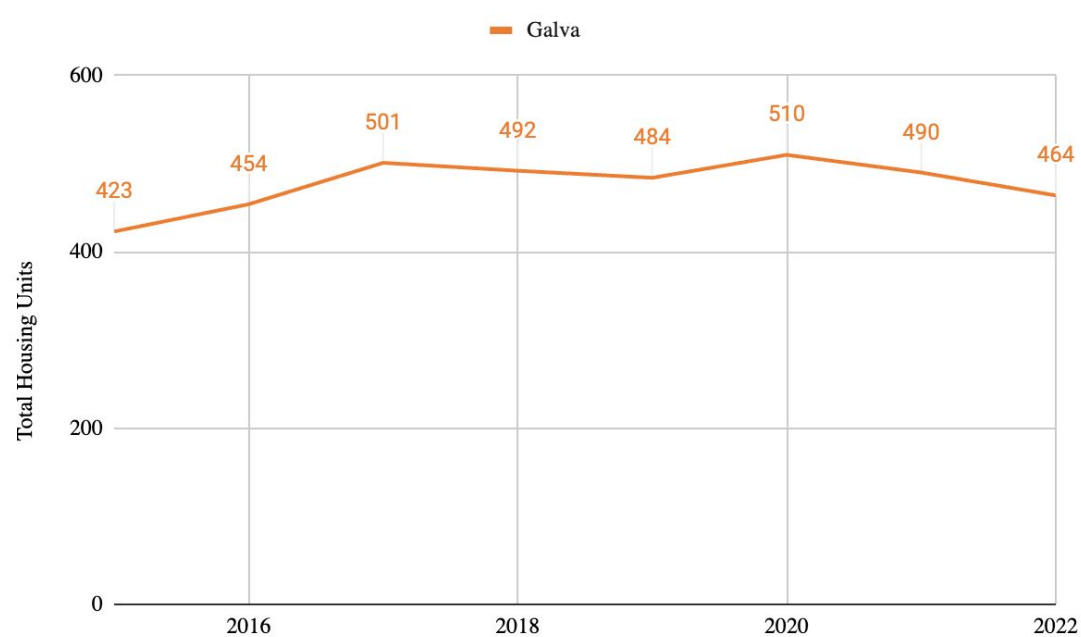
Data source: USCB, American Community Survey, 5-Yr Avg, DP03

## Median Household Income



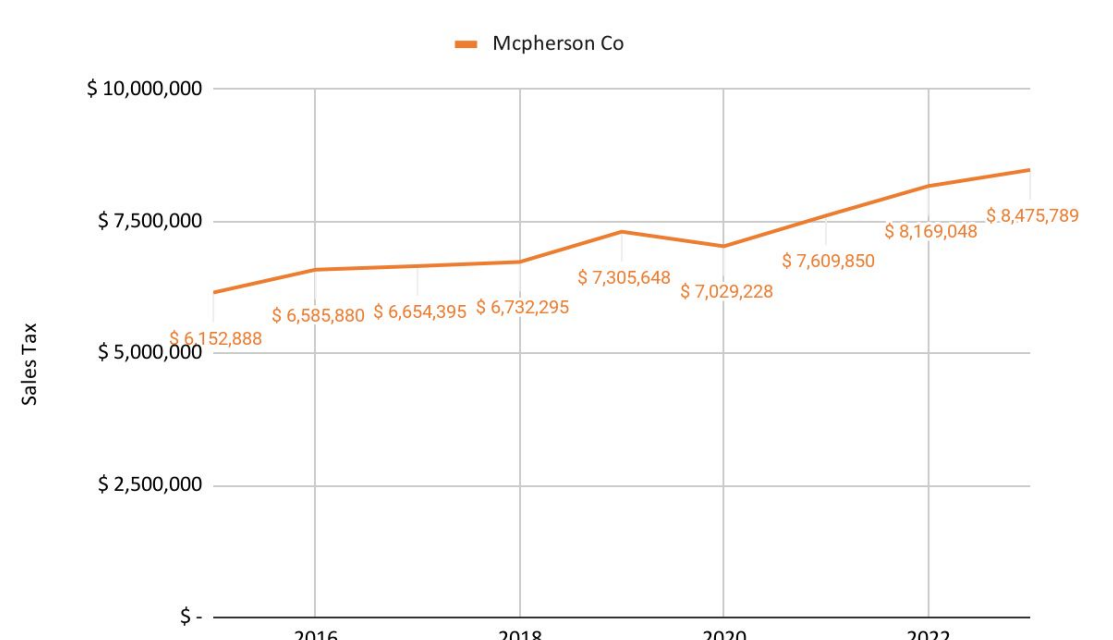
Data source: USCB, American Community Survey, 5-Yr Avg, DP03

## Total Housing Units



Data source: USCB, ACS 5-Yr Avg

## Annual Sales Tax Collection



Data source: Kansas Dept of Revenue



Innovation Economy Partners  
OUR FOCUS: IMPACT AND OUTCOMES



MCPHERSON COUNTY  
Community  
Foundation

# Confidence In Our Local Community

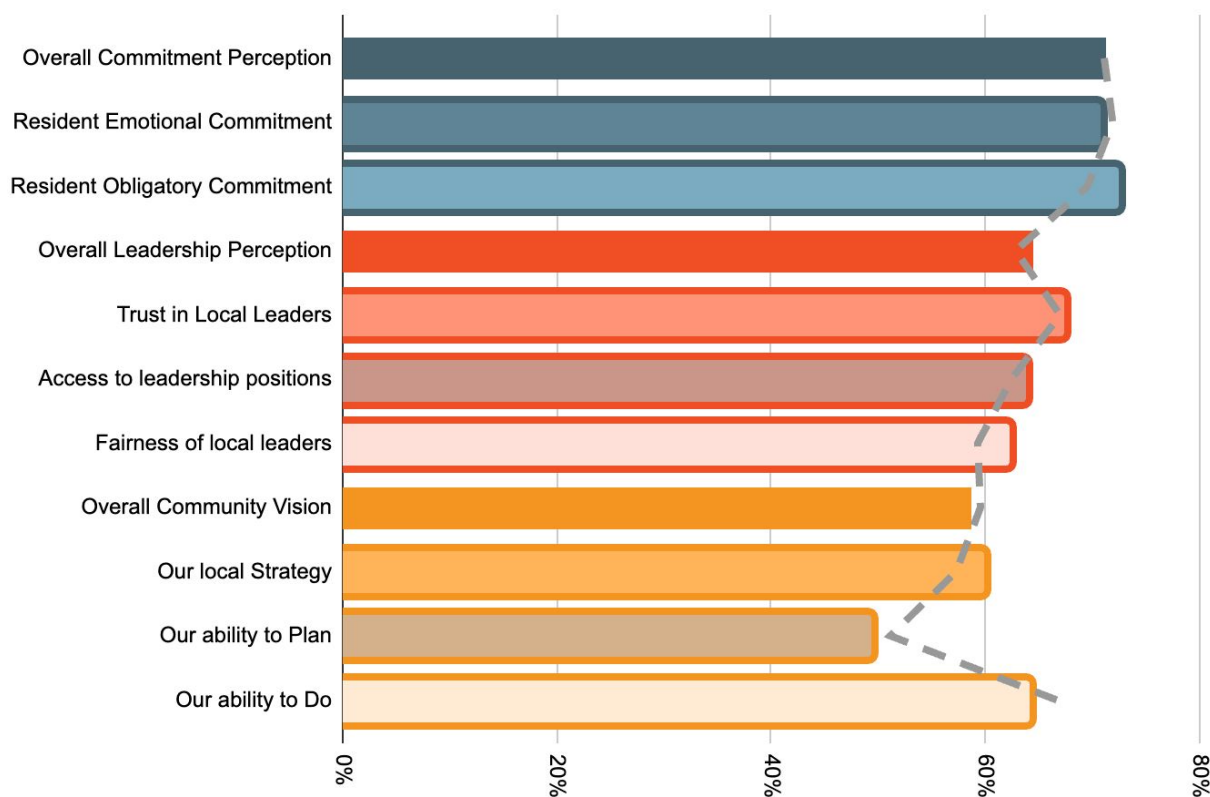
## Engagement Summary:

There is a strong sense of personal commitment and local pride. Residents generally express satisfaction with their sense of belonging and meaningful connections within the community. Many respondents feel that while the community works well together, there is room for improvement in leadership responsiveness and decision-making. Clearer communication and more inclusive processes are needed to ensure that residents feel heard and valued.

The community's ability to overcome challenges and celebrate achievements is acknowledged, but there is a call for more documented plans and a clear path forward. Engagement opportunities are appreciated, but there is a desire for more structured pathways for involvement in leadership positions. To enhance community confidence, efforts should focus on strengthening leadership accountability, transparency, and strategic planning. Overall, Galva residents are dedicated to their community but seek greater clarity and involvement in shaping its future direction.



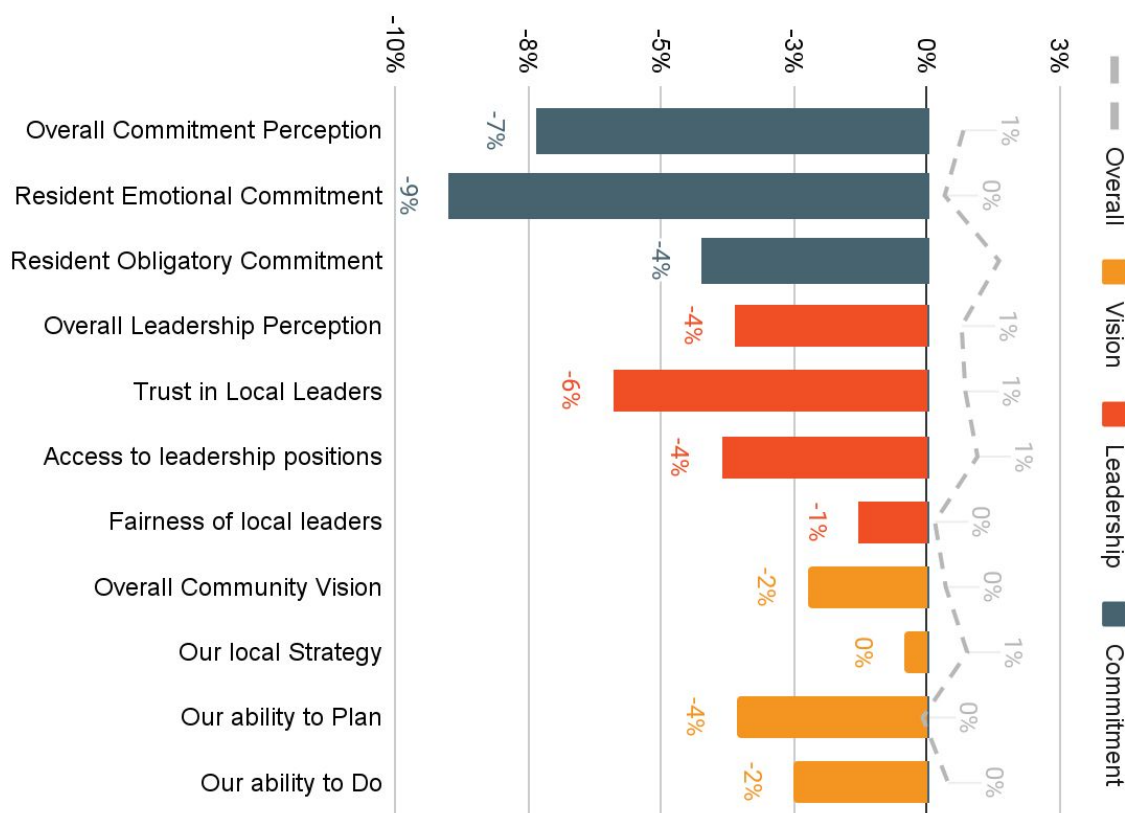
## How do our residents view our community?



Galva residents view their community with a mix of pride and concern. They appreciate the strong sense of belonging and the supportive, close-knit nature of the community. However, there are notable concerns about local leadership and the community's future direction.

Many feel that while the community collaborates well, there is a need for more transparent and responsive decision-making from leaders. Residents also seek clearer communication about the community's plans and goals. Despite these challenges, the overall sentiment is one of commitment and loyalty, with a strong desire to see Galva thrive and improve.

## Year Over Year Change (2023 vs. 2024)



When looking at the changes from last year to this year, the lowest category overall is the commitment of the residents.

This could be seen as a negative overall with regard to how the residents are interacting long-term with the community. However, with the right programs and focus, the commitment level has lots of potential.

### Questions:

- Since "Placemaking" is the category that is most important in Priority Programs to residents in this survey, what are some programs that could be implemented that would help most with residential commitment?



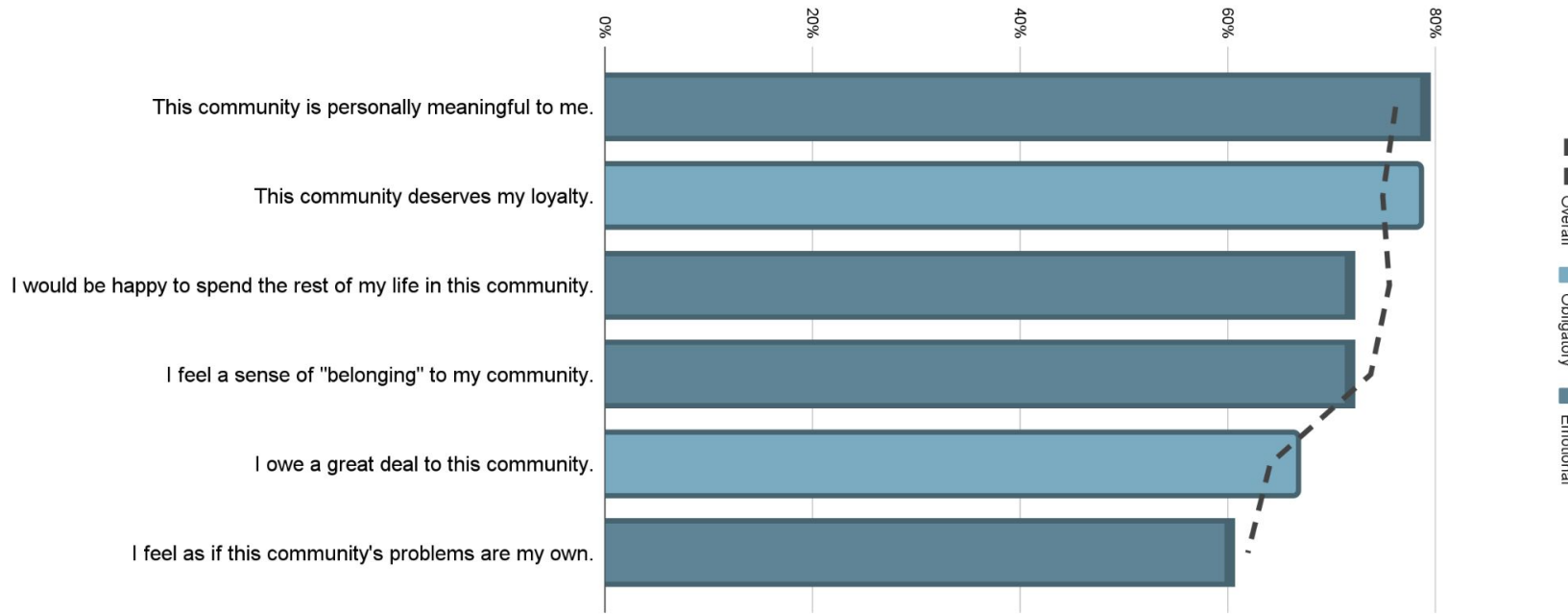
Innovation Economy Partners  
OUR FOCUS: IMPACT AND OUTCOMES



MCPHERSON COUNTY  
Community  
Foundation

# Confidence In Our Local Community

## Community Confidence: Personal Commitment



Community confidence in terms of commitment is strong, with residents expressing a deep sense of belonging and loyalty to Galva. Many are happy to spend their lives in the community and feel personally connected to its well-being, highlighting a solid foundation of personal investment and dedication.

### Discussion Questions:

- Why did "Loyalty" rank so high?

## Community Confidence: Local Leadership



Confidence in local leadership is mixed, with residents valuing community collaboration but seeking more responsive and inclusive decision-making. There is a desire for clearer communication and leadership that better reflects the community's needs and broader interests, indicating an opportunity for improving leadership engagement and transparency.

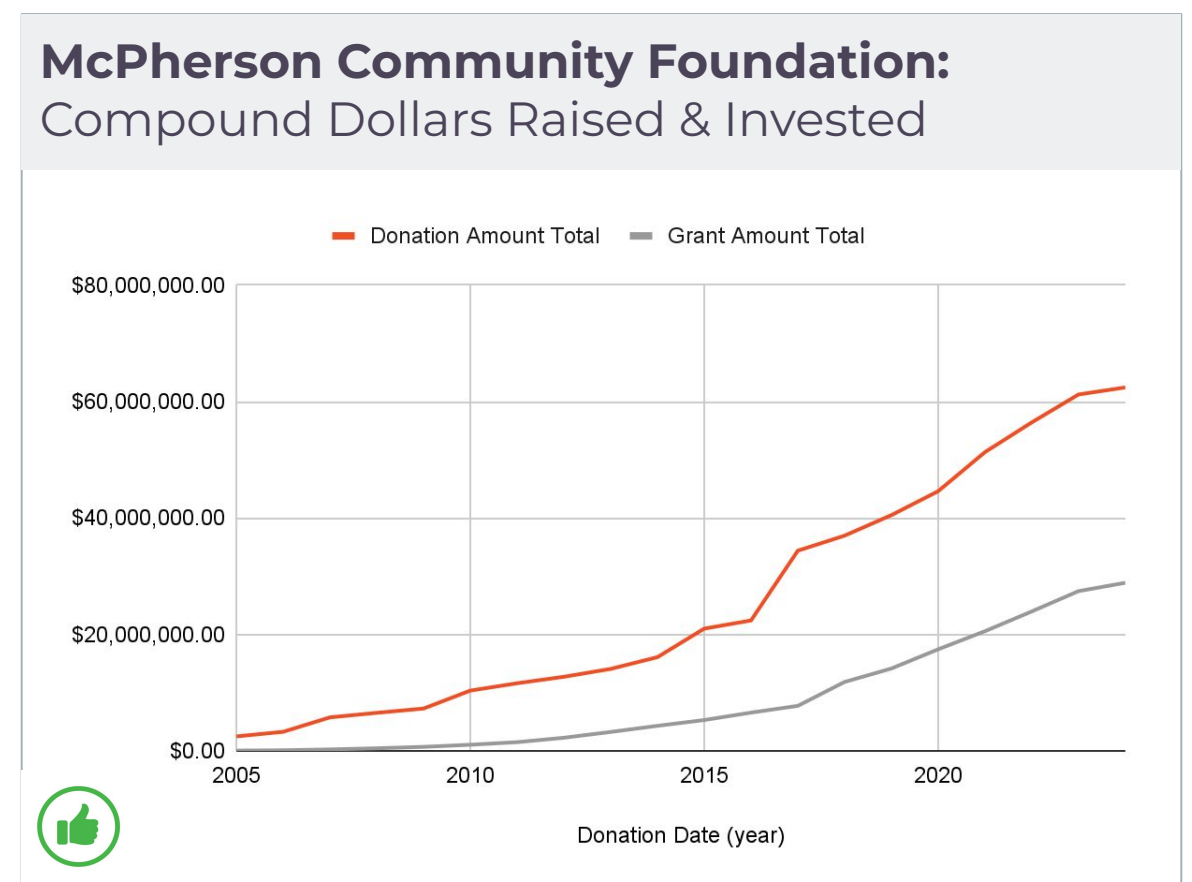
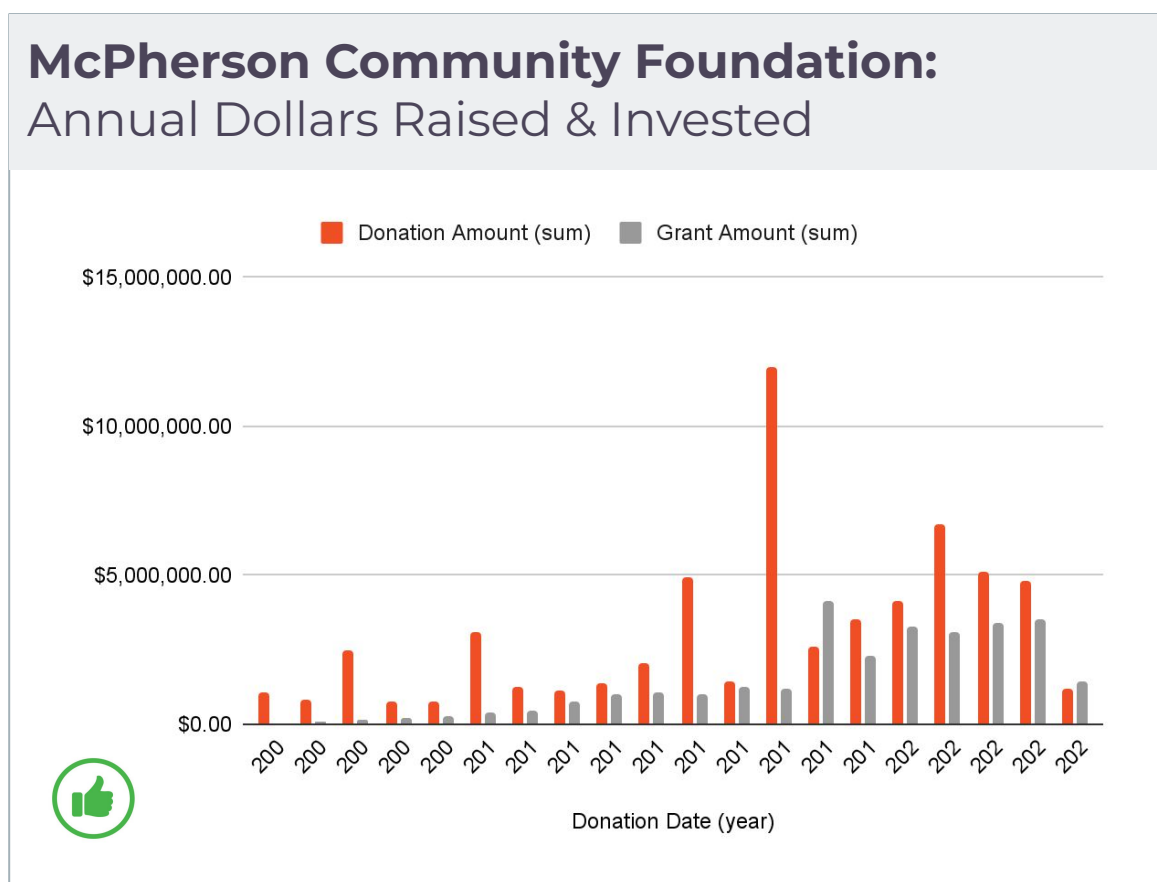
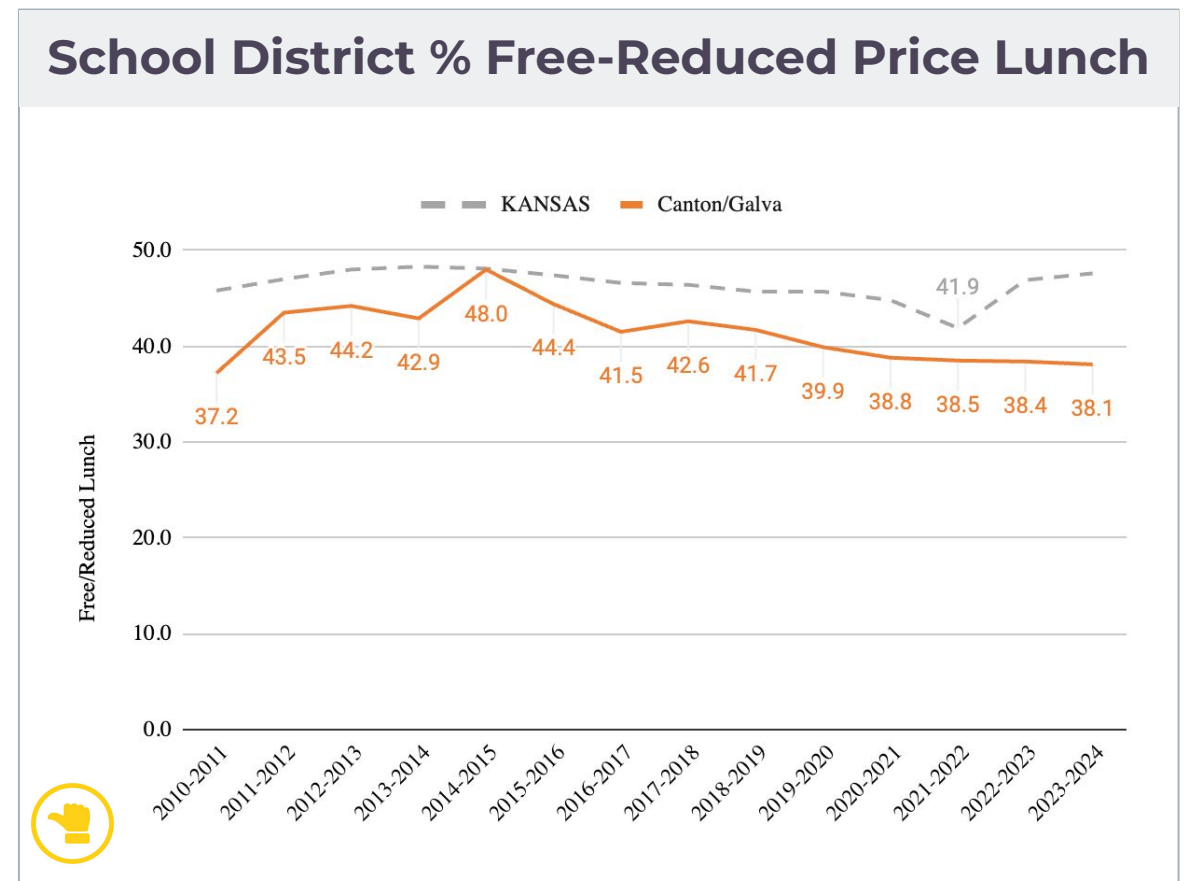
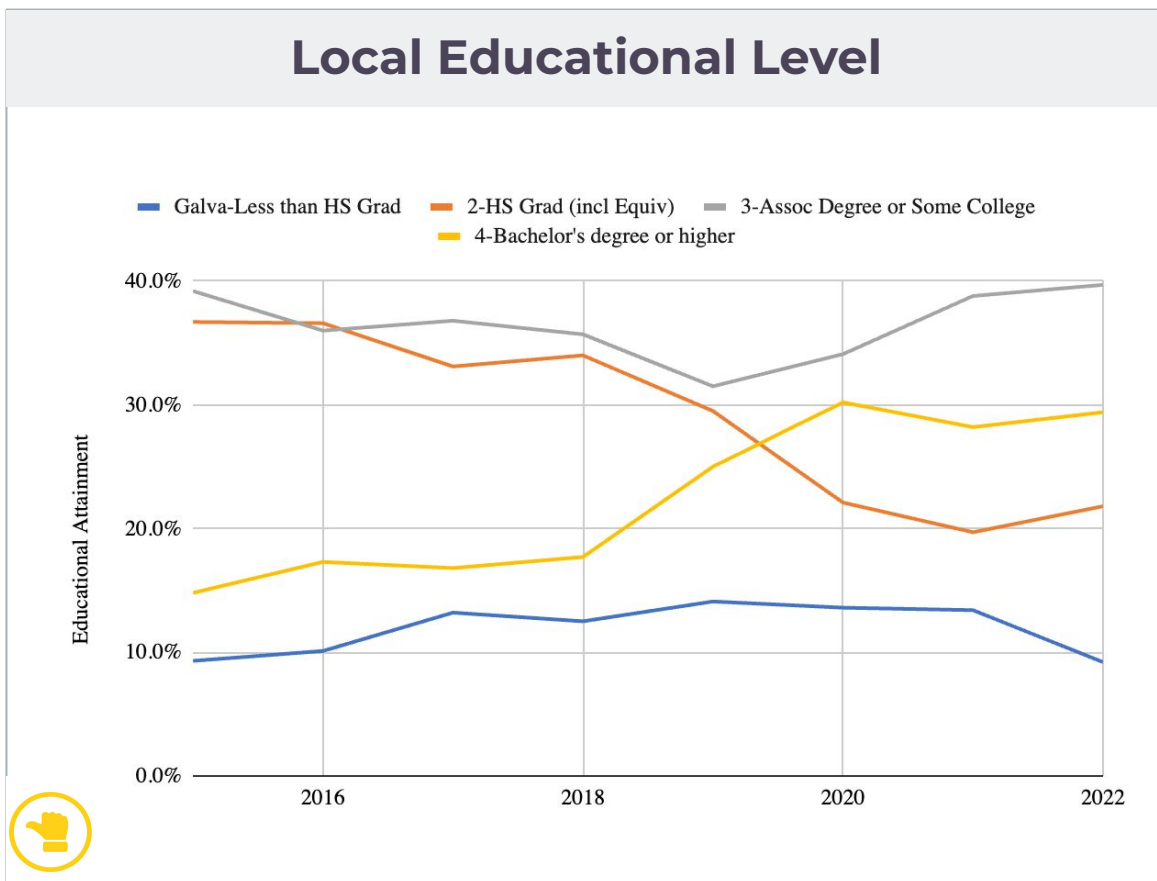
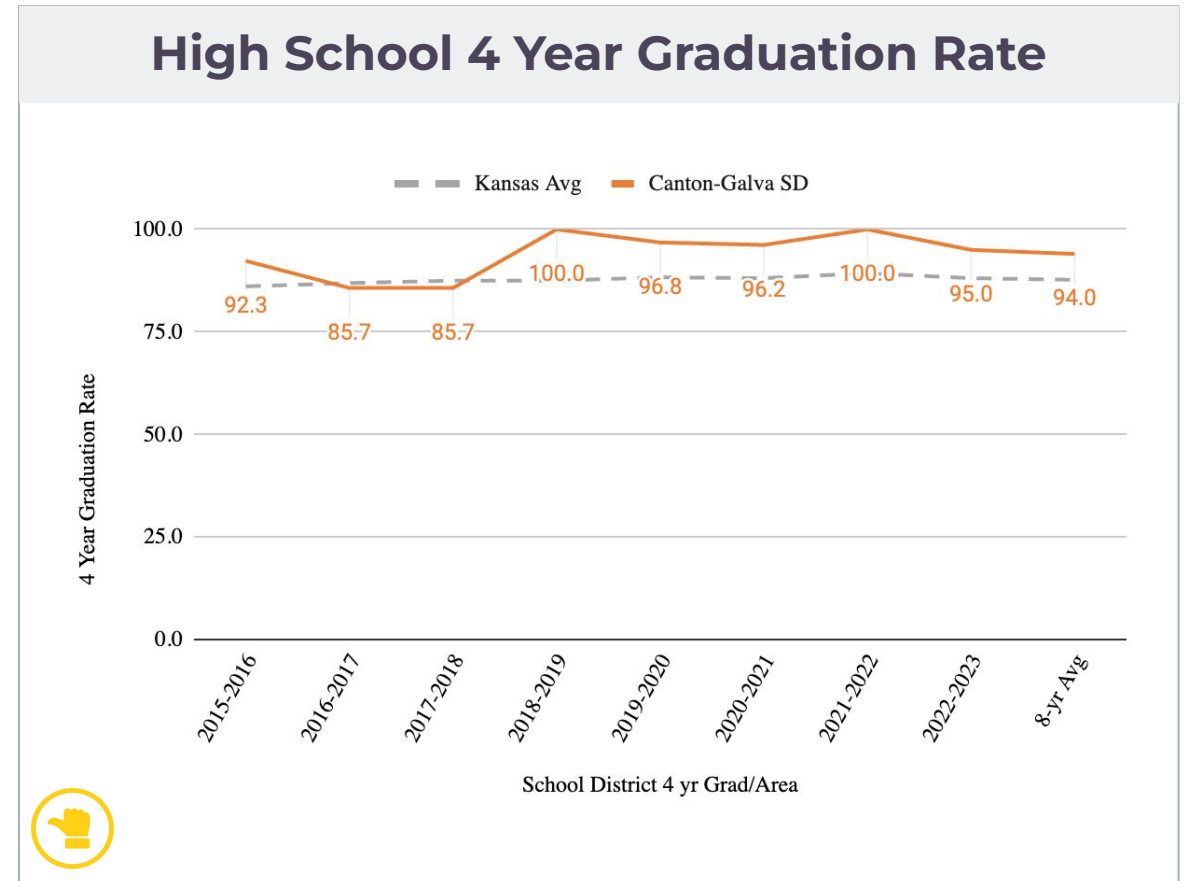
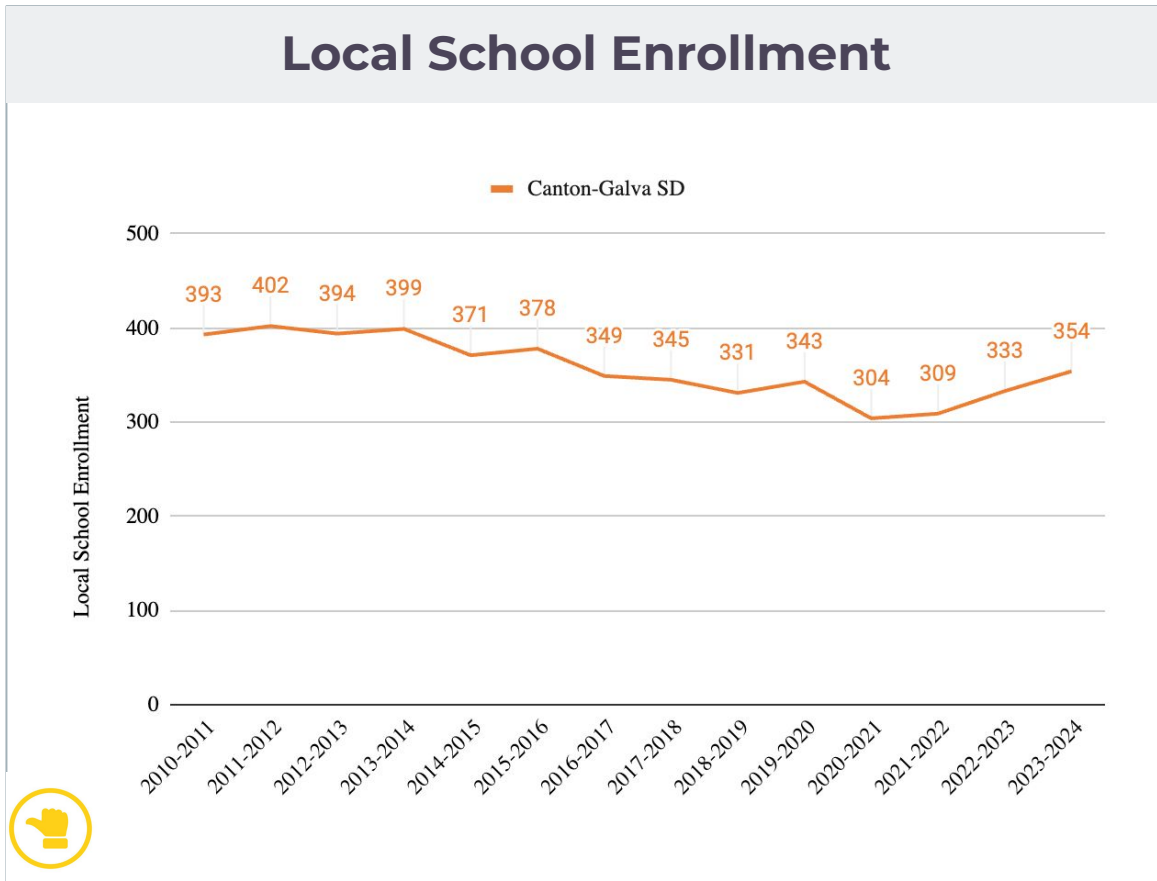
## Community Confidence: Vision



Community confidence in the vision for Galva's future is uncertain. While residents acknowledge past achievements, there is a strong call for more documented plans and a clearer path forward. Enhancing strategic planning and effectively communicating the community's goals will be crucial in boosting confidence in its future direction.

Portion of the community that is highly confident on the listed community dimensions (Rating range: 0-7)

# Local Community Indicators







Innovation Economy Partners  
OUR FOCUS: IMPACT AND OUTCOMES



MCPHERSON COUNTY  
Community  
Foundation

# Community Priorities

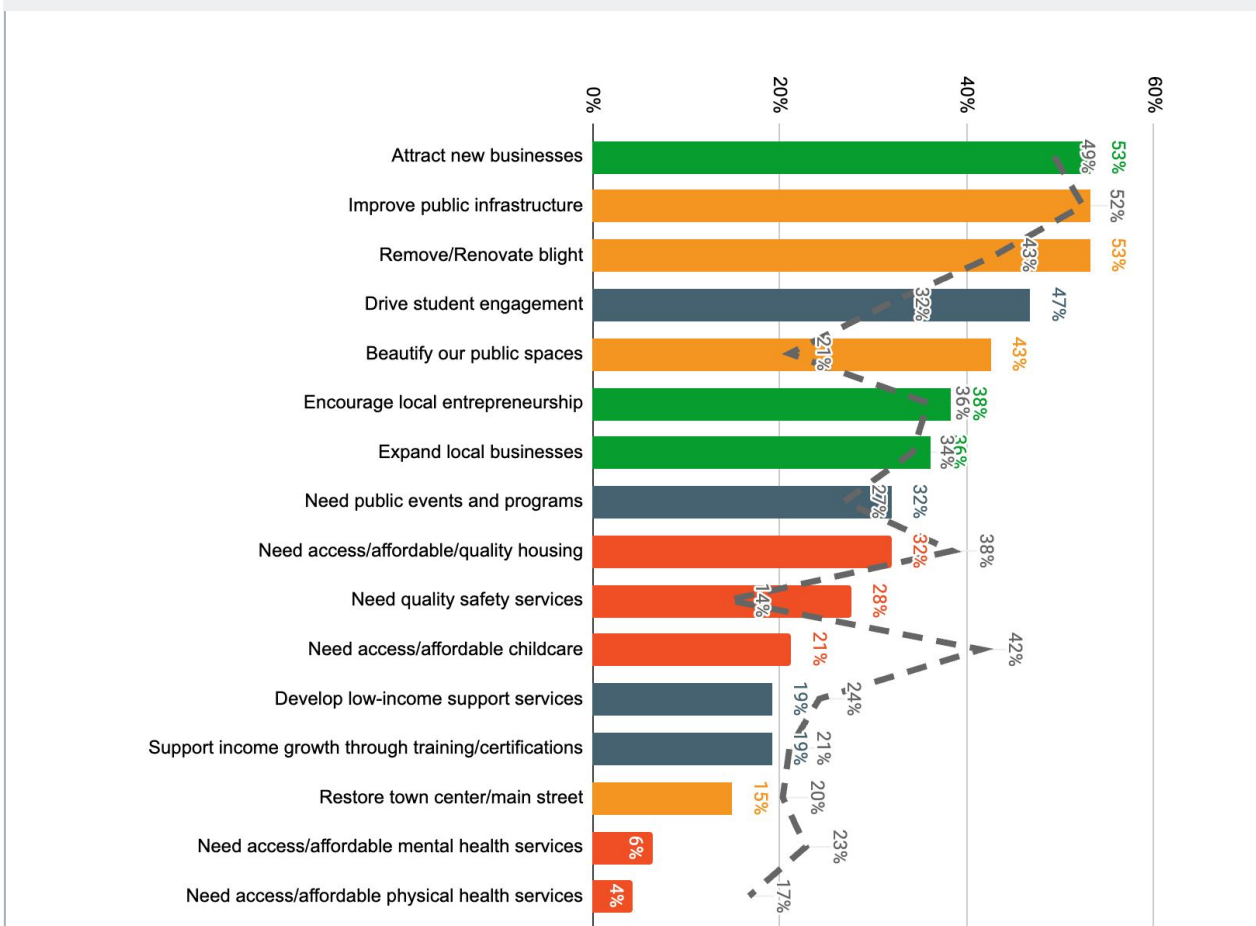
## Priorities Summary:

Attracting new businesses, improving public infrastructure, and removing blight are closely interrelated priorities that collectively enhance the economic vitality and aesthetic appeal of a community. New businesses thrive in environments with robust infrastructure and visually appealing, well-maintained surroundings. By focusing on attracting new businesses, the community can stimulate economic growth, create job opportunities, and diversify the local economy.

Future programs can be structured to include these priorities by offering incentives for business investments, allocating funds for infrastructure upgrades, and implementing strategic redevelopment plans for blighted areas. By integrating these elements, the community can create a cohesive, supportive environment that encourages economic growth and enhances the quality of life for all residents.

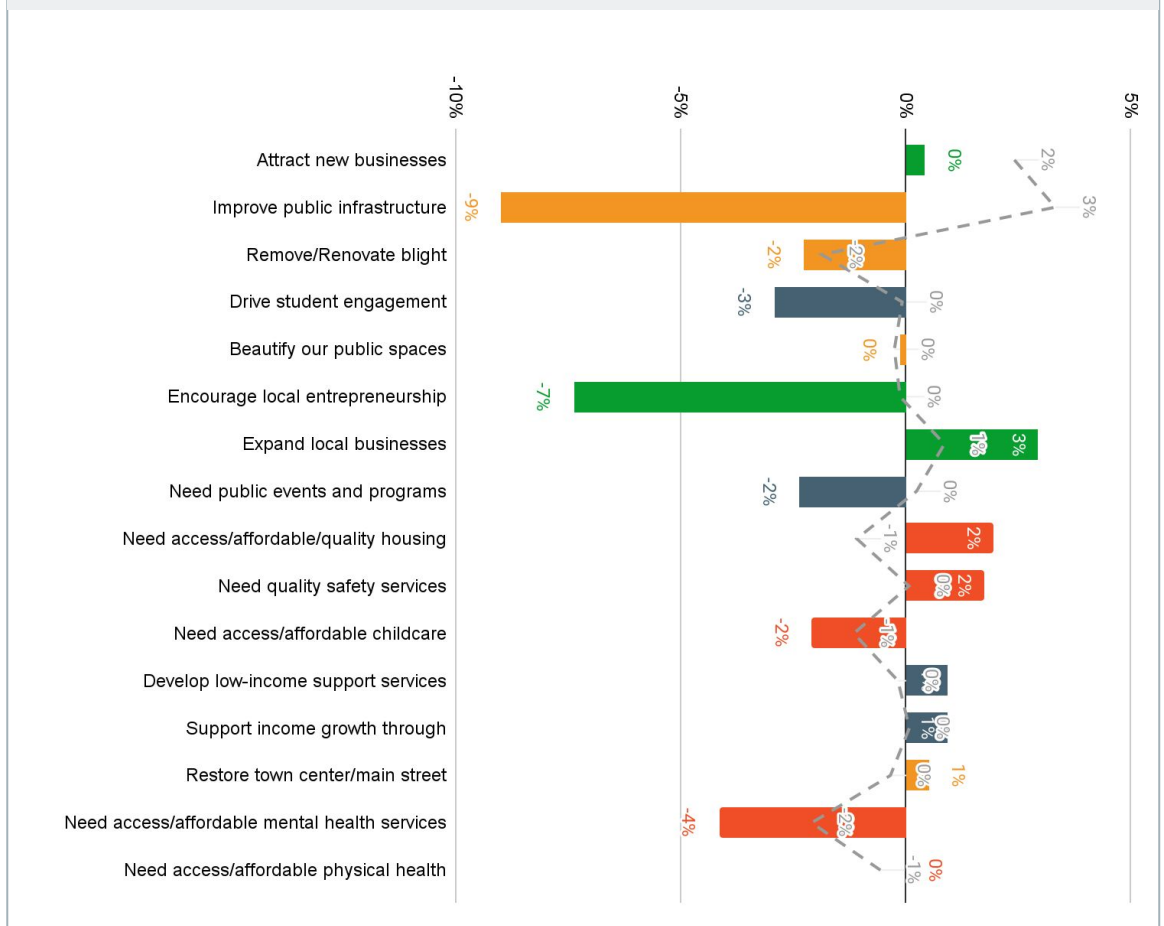
Health Placemaking Economy People Average McPherson Score

## 2024 Program Priorities



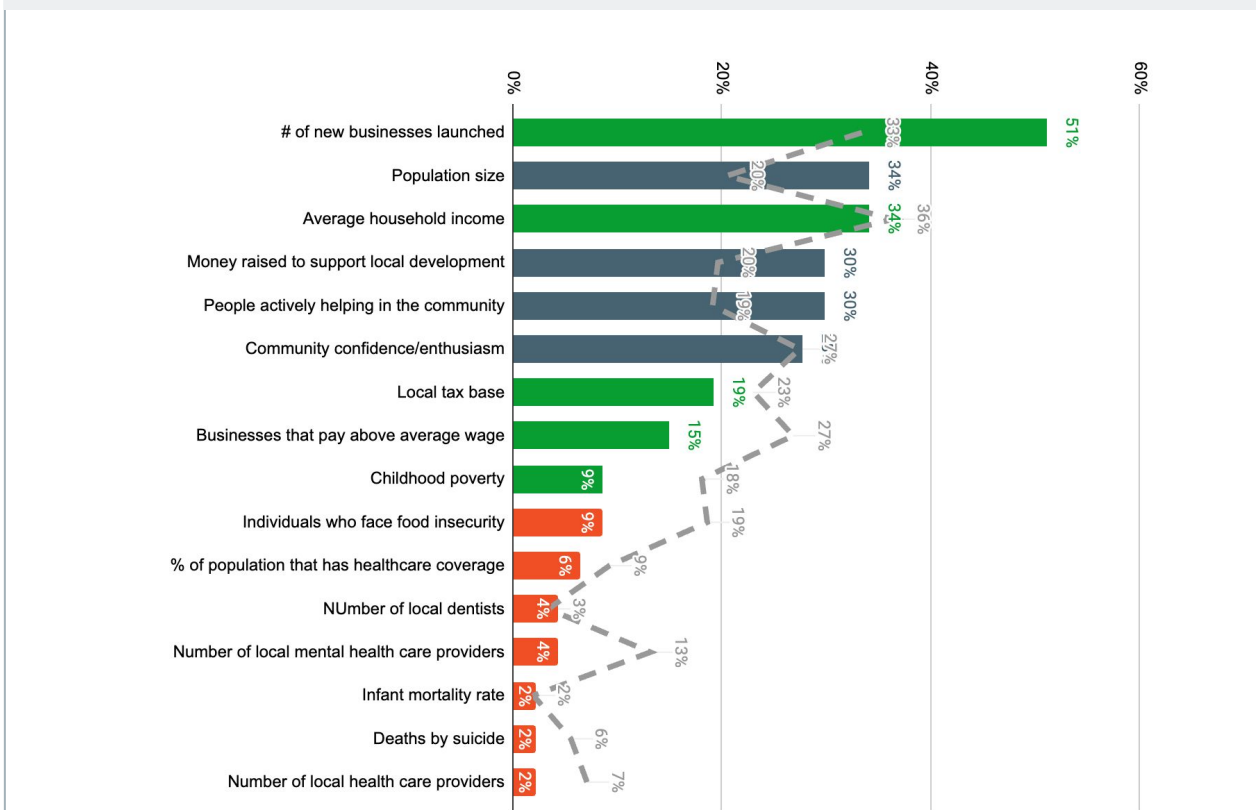
Economy placed in the top half, while health placed in the bottom half.

## Priority Shift (2023 vs 2024)



While improving public infrastructure is still high, it was the lowest shift.

## 2024 Priority Metrics



New businesses launching is a huge priority.

## Priority Metrics Shift (2023 vs 2024)



The shift in metrics seem to balance out from last year to this year.

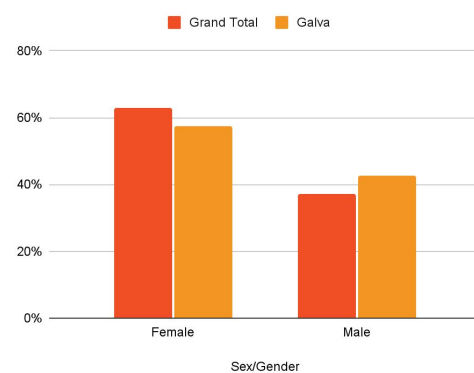
# Survey Respondents

## Number of Participants



The survey garnered responses from a diverse group of Galva residents, highlighting a wide range of perspectives and priorities. This diversity underscores the community's varied needs and the importance of inclusive planning and development efforts.

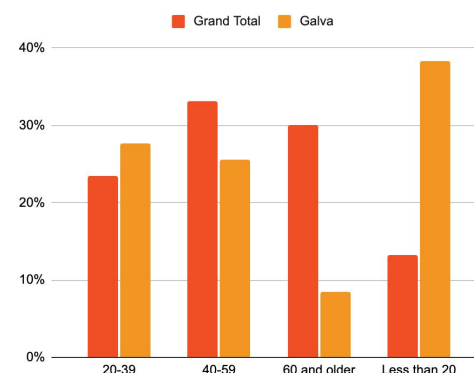
## Gender



Male: strong emphasis on improving employment opportunities and local infrastructure.

Female: prioritize improving safety services, enhancing local infrastructure, and supporting low-income families, reflecting a desire for a more inclusive and supportive community environment

## Age Profile

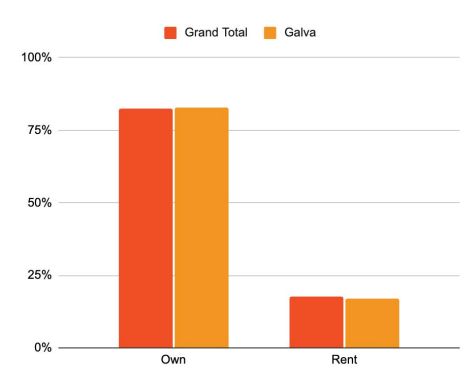


20-39: Economic stability, job creation, affordable housing, and infrastructure improvements.

40-59: Community engagement, leadership, transparency, and active participation.

60 and Older: Safety services, healthcare access, and infrastructure maintenance.

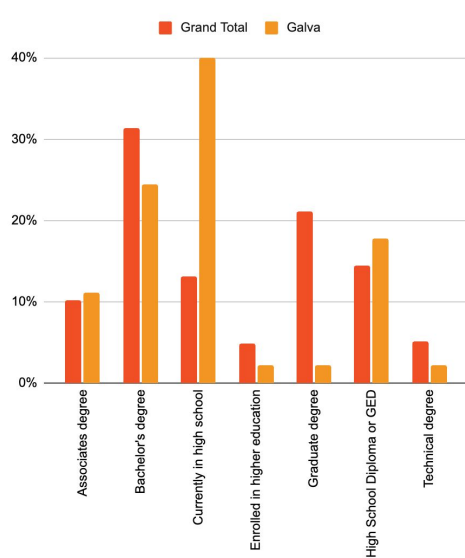
## Residential Status



Homeowners: Focus on long-term community stability, infrastructure improvement, economic growth, and public safety.

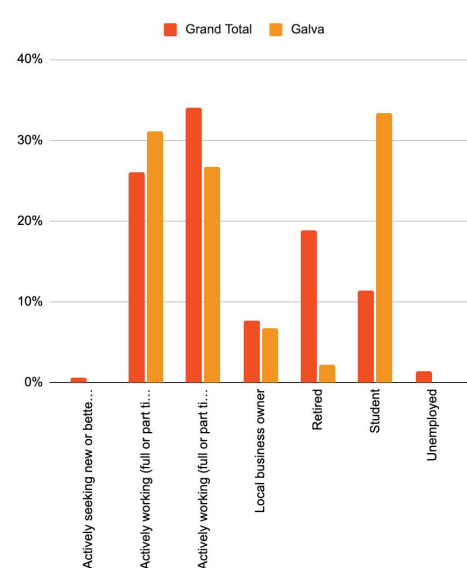
Renters: Emphasize immediate economic opportunities, affordable housing, and support services for low-income families.

## Education Level



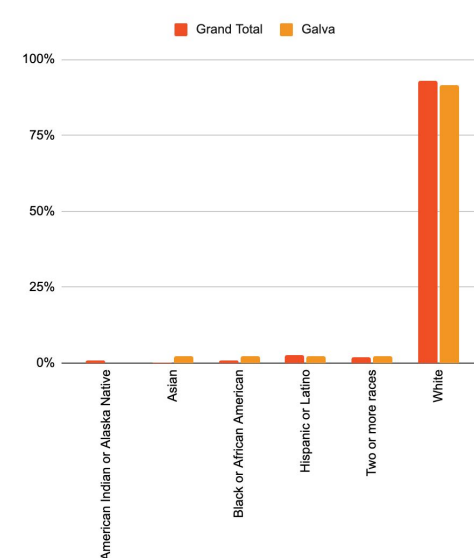
Respondents currently in high school focus on opportunities for youth and future economic stability. They prioritize creating programs for student engagement, improving educational facilities, and providing more recreational activities.

## Employment Status



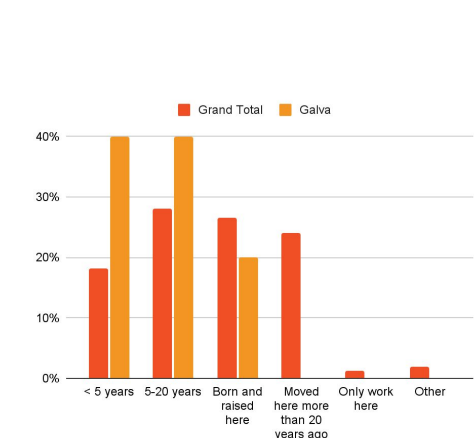
Actively working respondents prioritize economic stability and community development. Their main concerns include job creation, support for local businesses, and improved public infrastructure. They seek a vibrant economic environment and enhanced community services to support their professional and personal lives.

## Ethnicity



*Not enough data to analyze.*

## Years lived in location



Many respondents have lived in Galva for numerous years, demonstrating strong local ties and a deep connection to the community. This long-term residency highlights the importance of preserving community heritage while embracing growth and new opportunities.

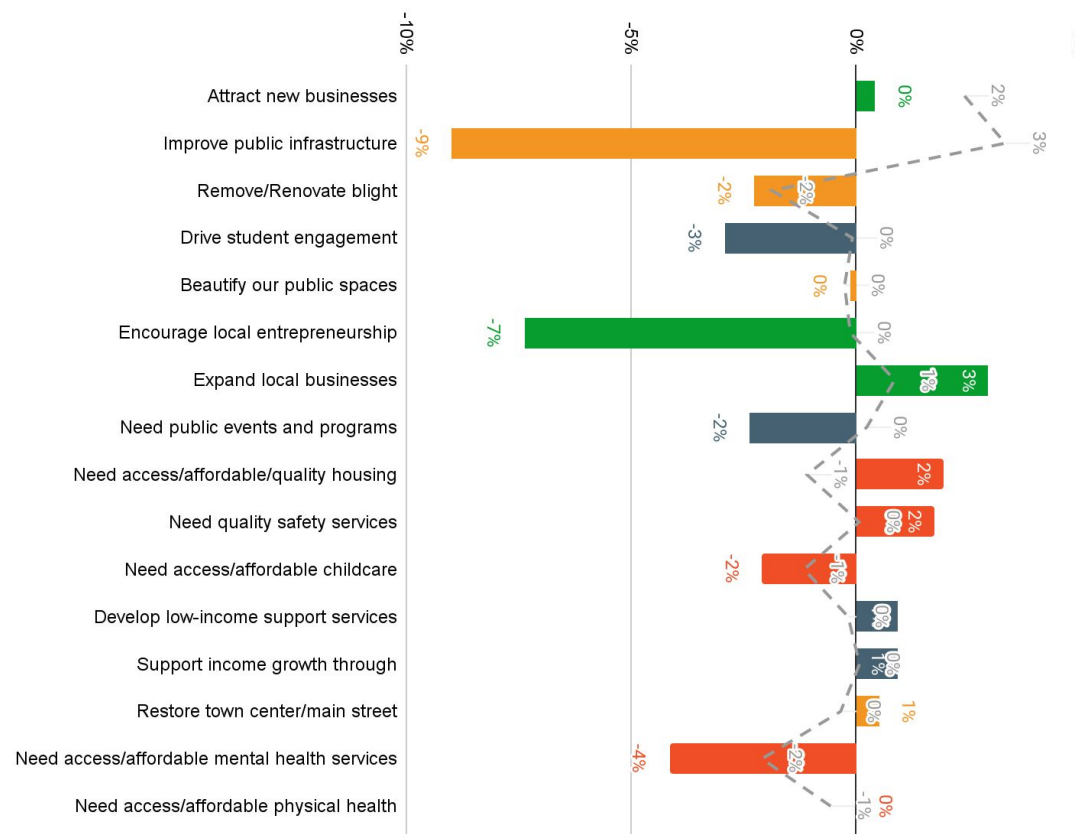
Town Score

Average McPherson County Score

**18**

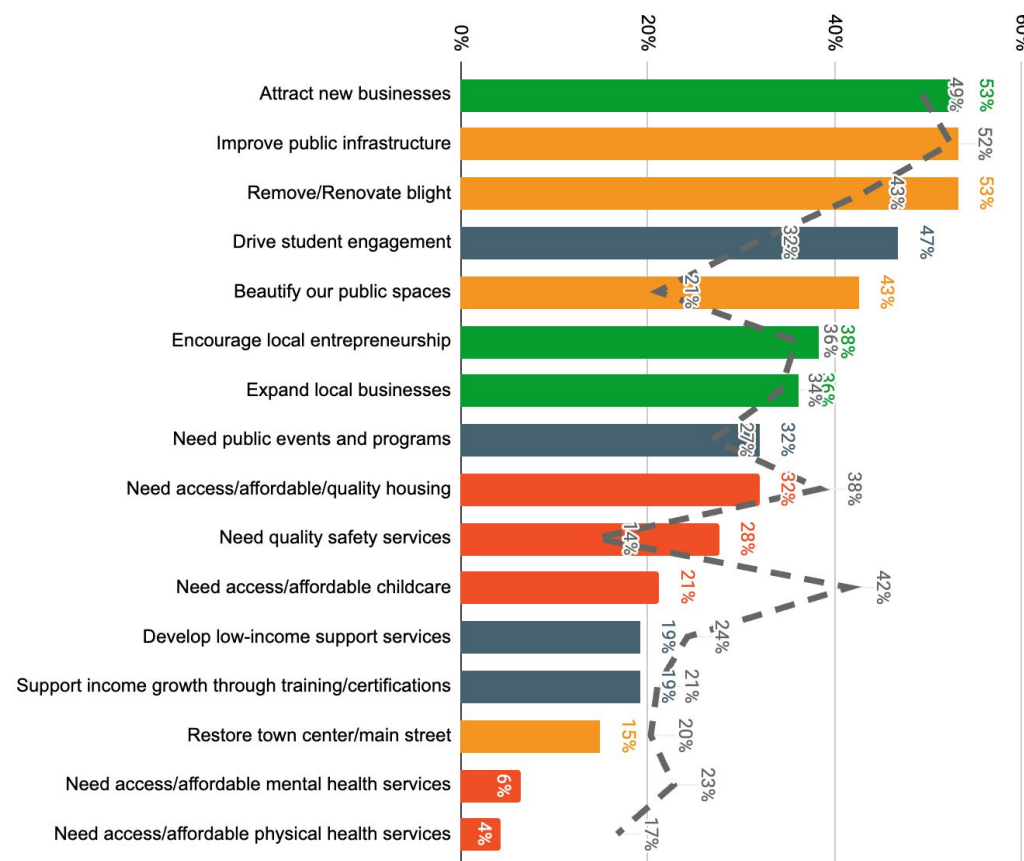
Number of people who expressed an interest in volunteering to better the community  
18 of 47 (38%)

### Priority Shift (2023 vs 2024)



While improving public infrastructure is still high, it was the lowest shift.

### 2024 Program Priorities



Economy placed in the top half, while health placed in the bottom half.



Innovation Economy Partners  
OUR FOCUS: IMPACT AND OUTCOMES



MCPHERSON COUNTY  
Community  
Foundation

# Year One

## How did we get here?

- XXX
- XXX
- XXX





Innovation Economy Partners  
OUR FOCUS: IMPACT AND OUTCOMES



MCPHERSON COUNTY  
**Community  
Foundation**

# Our Local Assets

## Asset Summary:

XXX

### Community's Best Assets: PHYSIOLOGICAL NEEDS:

- XXX
- XXX

**Asset Rating (1-10)**  
Local Rating: \_\_  
County Average: \_\_

### Community's Best Assets: SAFETY NEEDS:

- XXX
- XXX

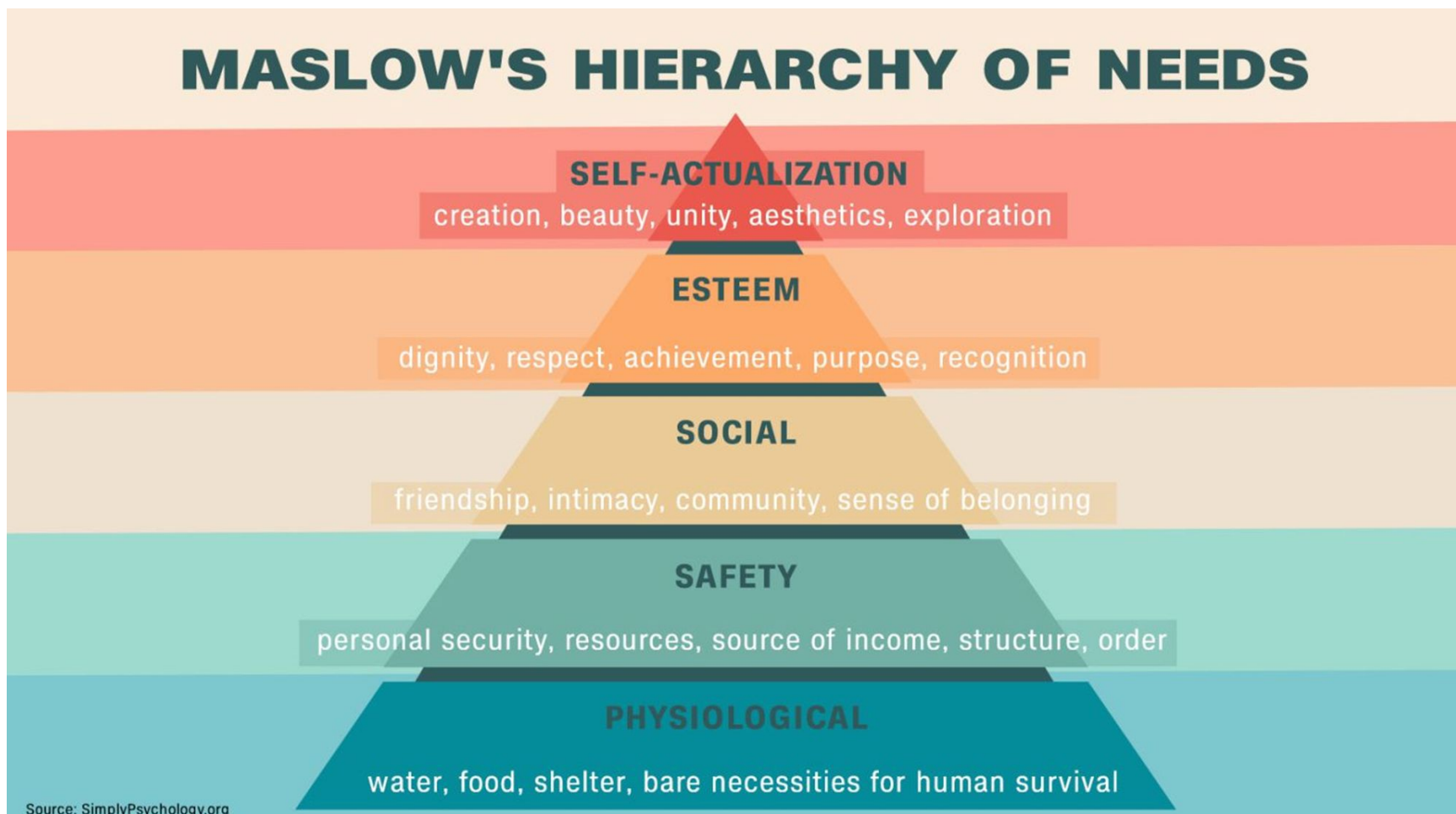
**Asset Rating (1-10)**  
Local Rating: \_\_  
County Average: \_\_

### Community's Best Assets: SOCIAL, SELF & ESTEEM NEEDS:

- XXX
- XXX

**Asset Rating (1-10)**  
Local Rating: \_\_  
County Average: \_\_

## MASLOW'S HIERARCHY OF NEEDS



Source: SimplyPsychology.org